





SECTION X-X

SECTION Y-Y

NOTES:

1. PROVIDE 50mm MINIMUM COVER TO PENEBAR SW.
2. SCHEMATICS REFLECT TYPICAL INSTALLATION DETAILS OF PENETRON PRODUCTS. FINAL DESIGNS SHOULD BE PROVIDED BY A QUALIFIED ENGINEER OR ARCHITECT IN CONFORMANCE WITH ALL APPLICABLE BUILDING CODES.

LEGEND: -

-  PENETRON ADMIXTURE SB.
-  OPTIONAL PENETRON ADMIX SB.
-  PENEBAR SW.
-  BACKFILL / GROUND



**SECANT PILES - NO SHOTCRETE
BELOW WATER TABLE**

DWG: PDN030

REVISION: 01

DATE: 19/06/2020

REFER TO THE DETAILS ABOVE FOR
DIFFERENT PRODUCTS REQUIRED

DRAWING NOT TO SCALE

TYPICAL DETAIL

PENETRON AUSTRALIA
SUITE 3, 49 HEATHCOTE ROAD
MOOREBANK, NSW, 2170 AUSTRALIA

COPYRIGHT OF PENETRON AUSTRALIA