




CONCRETE ROOFS
 PODIUMS & BRIDGE DECKS
 TERRACES & BALCONIES
 RUNWAYS & DRIVEWAYS

NOTE:

SCHEMATICS REFLECT TYPICAL INSTALLATION DETAILS OF PENETRON PRODUCTS. FINAL DESIGNS SHOULD BE PROVIDED BY A QUALIFIED ENGINEER OR ARCHITECT IN CONFORMANCE WITH ALL APPLICABLE BUILDING CODES.

LEGEND: -

-  OPTIONAL PENETRON ADMIXTURE SB.
-  PENESEAL PRO RTU
-  BACKFILL / GROUND.



EXISTING & OLD CONCRETE TYPICAL APPLICATION OF THE PENESEAL PRO RTU		TYPICAL DETAIL
DWG: PDN018	PENESEAL PRO RTU	PENETRON AUSTRALIA SUITE 3, 49 HEATHCOTE ROAD MOOREBANK, NSW, 2170 AUSTRALIA
REVISION: 01		
DATE: 03/02/2020	DRAWING NOT TO SCALE	COPYRIGHT OF PENETRON AUSTRALIA