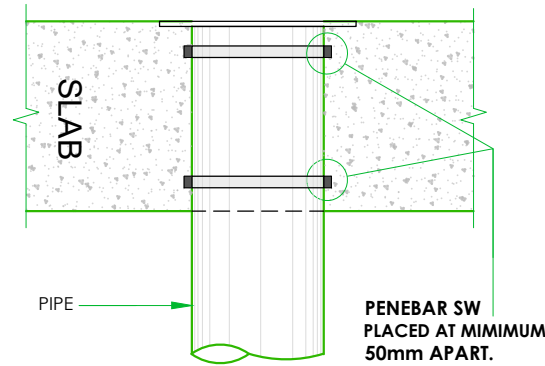
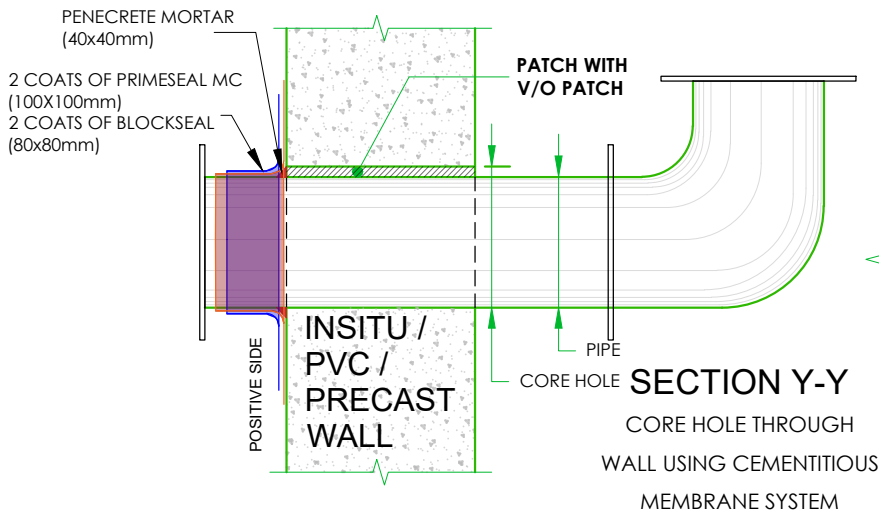
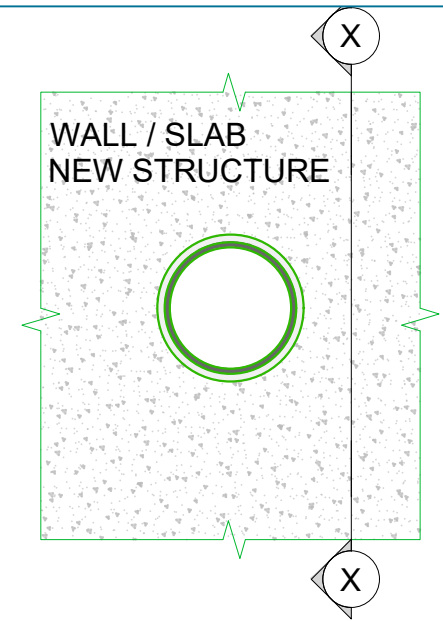


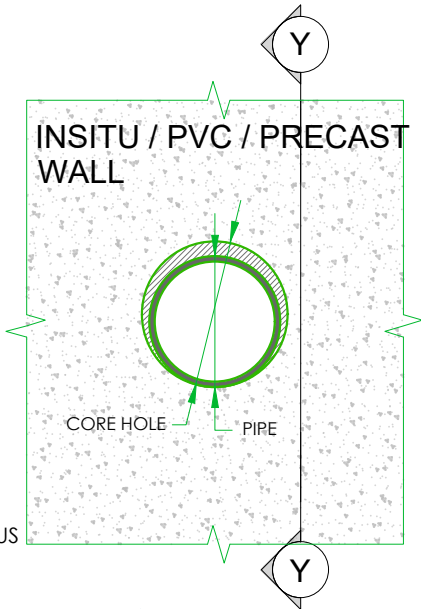
SECTION X-X
TWO LAYERS OF PENEBAR SW &
PENETRON ADMIX IN WALL.





SECTION X-X
TWO LAYERS OF PENEBAR SW &
PENETRON ADMIX IN SLAB.



SECTION Y-Y
CORE HOLE THROUGH
WALL USING CEMENTITIOUS
MEMBRANE SYSTEM



LEGEND: -

-  PENETRON ADMIXTURE SB.
-  PENEBAR SW.

NOTES:

1. PROVIDE 50mm MINIMUM COVER TO PENEBAR SW.
2. SCHEMATICS REFLECT TYPICAL INSTALLATION DETAILS OF PENETRON PRODUCTS. FINAL DESIGNS SHOULD BE PROVIDED BY A QUALIFIED ENGINEER OR ARCHITECT IN CONFORMANCE WITH ALL APPLICABLE BUILDING CODES.



**BELOW & ABOVE WATER TABLE -PIPES/PENETRATIONS
THROUGH SLABS AND WALLS IN NEW BUILDS + THROUGH CORE HOLES**

TYPICAL DETAIL

DWG: PDN008

REFER TO THE DETAILS ABOVE FOR
DIFFERENT PRODUCTS REQUIRED

PENETRON AUSTRALIA
SUITE 3, 49 HEATHCOTE ROAD
MOOREBANK, NSW, 2170 AUSTRALIA

REVISION: 03

DATE: 04/06/2021

DRAWING NOT TO SCALE

COPYRIGHT OF PENETRON AUSTRALIA