

# HYDRO-STOP PVC WATERSTOP

## STANDARD PROFILES

STANDARD PERFORMANCE SPECIFICATION (SPS) GRADE

### PRODUCT DESCRIPTION

Hydro-Stop PVC Waterstops lead the way in high technology waterstops and comply with international standards.

Hydro-Stop PVC Waterstops are extruded from specially compounded PVC in accordance with BS2782 and they are designed for use in water retaining and water excluding structures where a positive seal is required for poured in-situ concrete expansion, construction and contraction joints.

Hydro-Stop PVC Waterstops are designed for use in many types of applications and structures, and are available in a number of different size profiles to suit a project's requirement.

Hydro-Stop PVC Waterstops are available in rolls with separate intersections supplied to simplify and minimise on-site fabrication. The waterstop is heat weldable and allows for fast and easy on-site welding/joining.

The efficiency of any waterstop is very dependant on good workmanship, installation, and on full compaction of the surrounding concrete around the waterstop during concrete placement. Optimum performance will be achieved if the waterstop is installed by keeping these important factors in mind.

### ADVANTAGES

- A full range of profiles and sizes to suit all types of construction requirements
- Hydro-Stop PVC Waterstops conform to, and exceed all major international standards
- High quality compounded PVC for long term durability and integrity
- Factory made intersections to simplify and minimise on-site fabrication
- On-site welding equipment is available upon request
- Internal profiles come with factory pre-punched eyelets for easy and secure wire tying to reinforcement
- Ability to withstand high hydrostatic head pressures

### AREAS OF APPLICATION

#### Water retaining structures:

- Water tanks
- Water treatment plants
- Sewage treatment plants
- Swimming pools
- Dams and spillways
- Reservoirs
- Bund walls

#### Water excluding structures:

- Basements
- Underground car parks
- Tunnels
- Retaining walls
- Suspended slabs
- Below ground slabs
- Roof & podium slabs

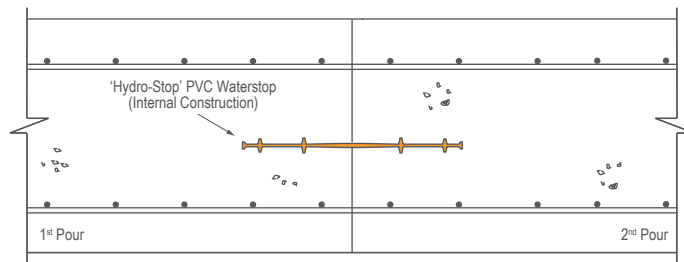
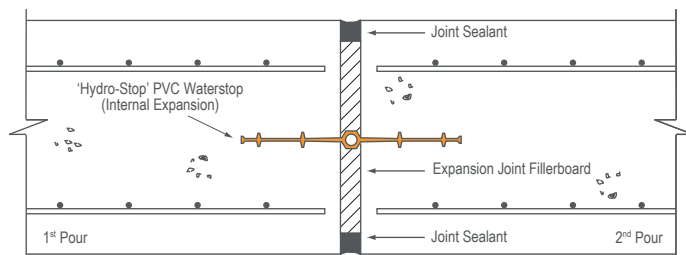
**NOTE:** The product's design and performance, its intended use, installation and final confirmation and approval for use, must be provided by the project's Design Engineer and Project Manager.

## TYPICAL APPLICATIONS

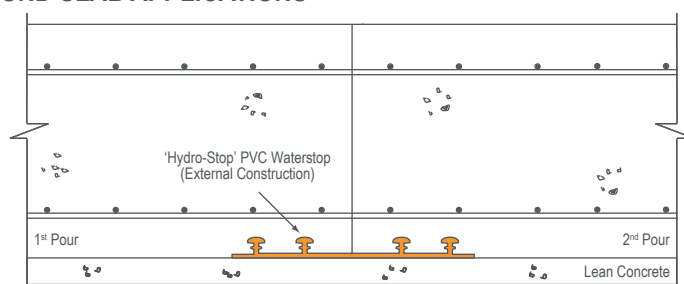
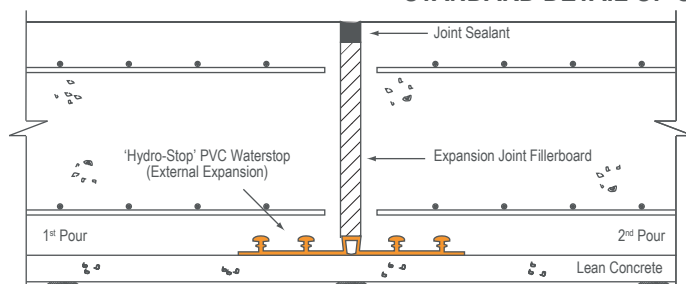
### EXPANSION JOINT

### CONSTRUCTION JOINT

#### STANDARD DETAIL OF WALL APPLICATIONS



#### STANDARD DETAIL OF GROUND SLAB APPLICATIONS



## TECHNICAL FEATURES

COLOUR	Orange
PACKAGING	150mm - 200m = 20m roll, 250mm = 15m roll, 320mm = 12m roll
ROLL WEIGHT	Dependent upon profile type
STORAGE CONDITIONS/SHELF LIFE	5 years from the date of production if stored properly in original, unopened and undamaged sealed packaging, in dry conditions out of direct sunlight at temperatures between +10°C and +40°C
MATERIAL TYPE	Polyvinyl Chloride (PVC)
WELDING TEMPERATURE	Approximately 190°C - 200°C
SERVICE TEMPERATURE	-25°C to +70°C

## PHYSICAL PROPERTIES

PROPERTIES	TEST METHOD	REQUIREMENT	RESULT
1. Tensile Strength (N/mm <sup>2</sup> )	BS 2782:320A	Min. 12.00	15.49
2. Elongation At Break (%)	BS 2782:320A	Min. 300	330
3. Loss of Mass Test (mg/cm <sup>2</sup> )	BS EN 60811-3-2:1995	N/A	1.65
4. Water Absorption at 23°C (%)	ISO 62	N/A	0.19
5. Specific Gravity (g/cm <sup>3</sup> )	BS 2782:620B	1.38 ± 0.03	1.41
6. Thermal Stability, Congo Red Test at 180°C, Min.	BS 2782:130A	N/A	50
7. Hardness, Shore A	BS 2782:365B	75 ± 5 Shore A	75

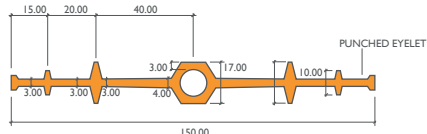
**NOTE:** The Certificate of Analysis (COA) are conducted on every batch of raw material that is used in the production of Hydro-Stop PVC waterstops. Independent laboratory test results are also available upon request.

## PROFILE WIDTH SELECTION

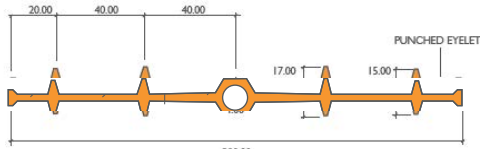
The width of waterstop depends upon the thickness of the concrete and positioning of the reinforcement. The thickness of the concrete should be greater than or equal to the width of the waterstop profile. Refer to your engineer for further clarification and approval.

INTERNAL PROFILES

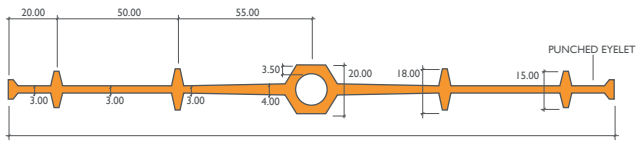
FOR EXPANSION JOINTS



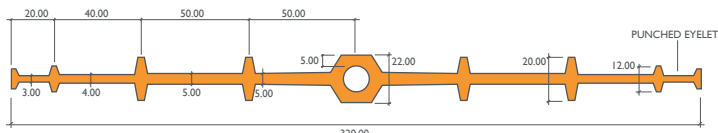
150 CB



200 CB

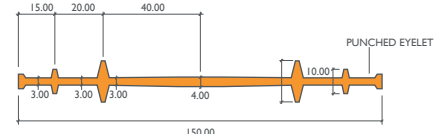


250 CB

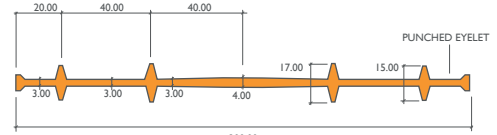


320 CB

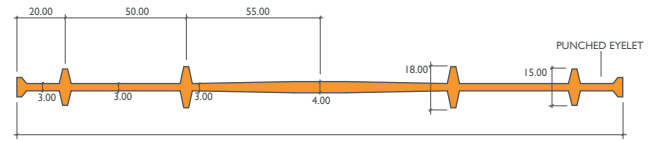
FOR CONSTRUCTION JOINTS



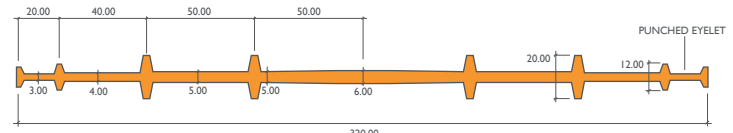
150 CBW



200 CBW



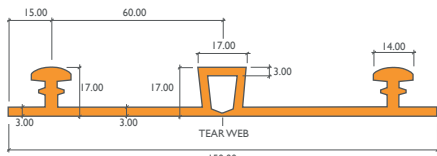
250 CBW



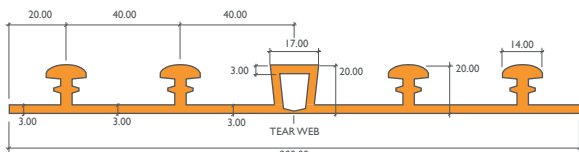
320 CBW

EXTERNAL PROFILES

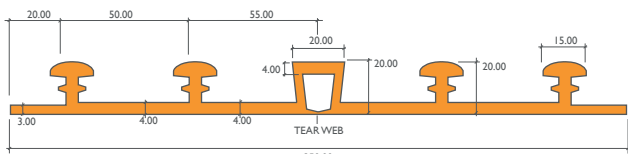
FOR EXPANSION JOINTS



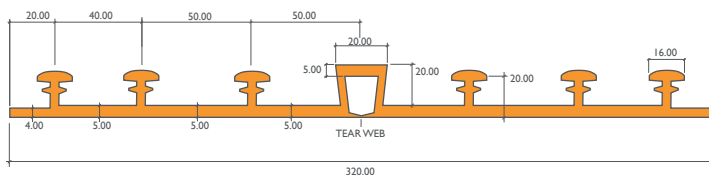
150 RGX



200 RGX

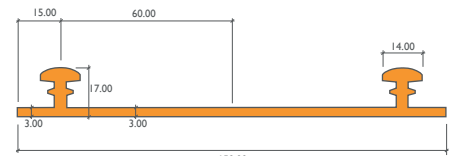


250 RGX

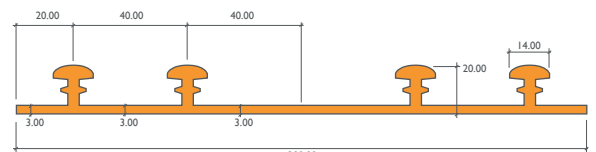


320 RGX

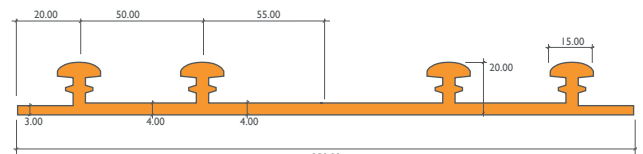
FOR CONSTRUCTION JOINTS



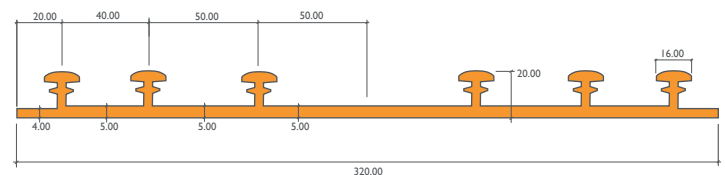
150 RGW



200 RGW



250 RGW



320 RGW

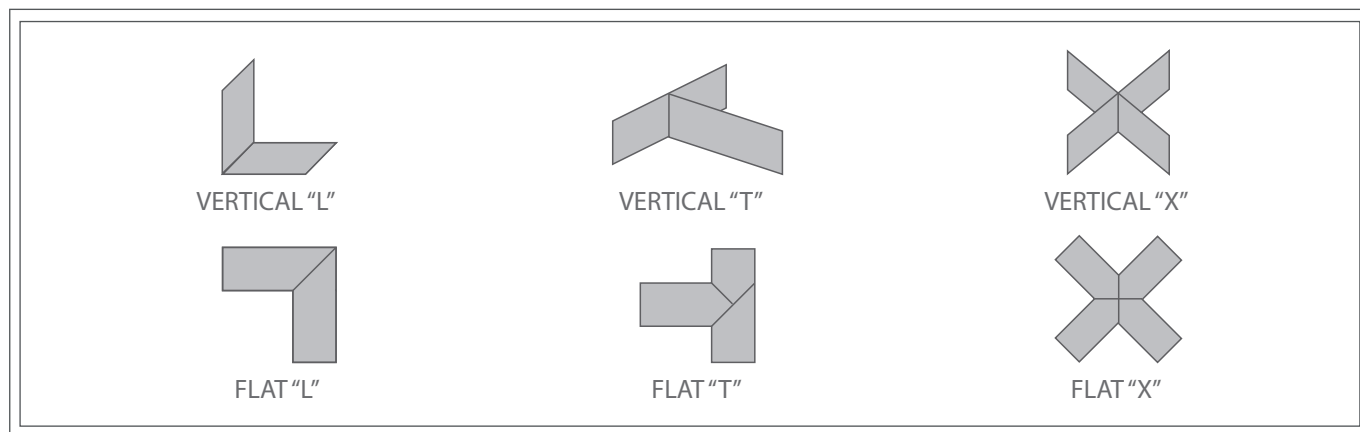
NOTE: Full dimension drawings available upon request

## SITE JOINING

PA recommends the use of specialised welding equipment for on-site welding which consists of thermostatically-controlled Welding Irons and special Welding Jigs (each type of Hydro-Stop PVC Waterstop requires its own welding jig to suit the particular shape). On-site joining is a simple exercise using Heat Welding Equipment comprising of an adjustable Welding Jig and Welding Iron. The ends of the waterstop are cut square and placed into the adjustable Welding Jig, then push the ends of the waterstop against the Welding Iron and bring the two ends together until the molten ends of the PVC fuse. When ordering Welding Equipment, please advise profile number of the waterstop required.

## FACTORY MADE INTERSECTIONS

A wide range of standardised prefabricated intersection pieces are available allowing easy site welding of butt joints to Hydro-Stop PVC Waterstop junction pieces. Customised pieces can be made to suit. In such cases, drawings must be provided giving exact dimensions and jointing details.



## WRITTEN SPECIFICATION

Where shown on the drawings waterstops shall be Hydro-Stop PVC Waterstop (state profile number required) as supplied by PA. Provide factory made waterstop fabrications for all changes of direction, intersections and transitions, leaving only straight butt joined splices for on-site fabrication. For all enquiries contact [info@penetron.com.au](mailto:info@penetron.com.au)

## HEALTH & SAFETY INFORMATION

Joining of PVC Waterstops is performed by heat welding which results in the discharge of hydrogen chloride mist and vapour. In confined spaces or in still air conditions, the use of a ventilation fan or suitable respirator should be used, and the advice and approval of the Site Safety Supervisor is essential. For further information or advice on health and safety precautions, safe handling, storage and correct disposal of products, please refer to the most recent product Safety Data Sheet (SDS), which is available upon request.

The information and the recommendations relating to the application and end use of this product are given in good faith and are based on the information provided by the manufacturer of the product and/or the Company's current knowledge and experience in connection with the product when properly stored, handled and applied under normal conditions and no liability of final function at the job site is assumed. In practice, the differences in materials substrates and actual site conditions are such that no warranty in respect of merchantability of or fitness for particular purpose, nor any liability arising out of any legal relationship whatsoever, can be inferred either from this information, or from any written and/or oral recommendations, or from any other advice offered by the Company. The Company also has no express or implied knowledge of any particular purpose for which the product is required and any such information given will not be taken into account in the supply of this product. No responsibility or liability by the Company will be accepted for misuse, misreading or derivation from recommended guidelines in respect of this product and the user shall determine the suitability of the product for his intended use and assume all risks and liability in connection therewith. The information contained in our brochure may change at any time without notice. Any use of this product; Hydro-Stop PVC Waterstop in any application should be approved as suitable for use/application by the Design Engineer and Project Manager.

Effective Date: 18th December 2023



DISTRIBUTED BY:

**PENETRON AUSTRALIA**

Website: [penetron.com.au](http://penetron.com.au)

Email: [info@penetron.com.au](mailto:info@penetron.com.au)

Phone: **1800 PENETRON**  
**1800 7363 8766**